

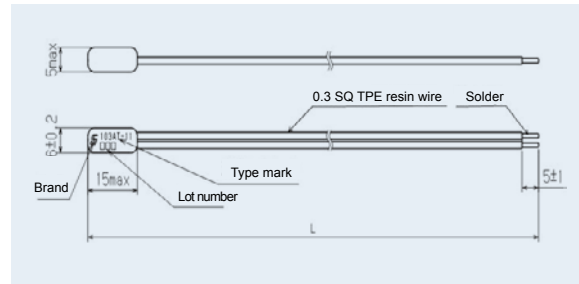
Standard Assembly Products

(All dimensions are in mm.)



Standard assembly A: xxxAT-11

Type	R ₂₅	B _{25/85}	Dissipation factor mW/°C	Thermal time constant s ¹	Max. power dissipation mW at 25°C	Temp. range °C
102AT-11	1.00kΩ ± 1%	3100K ± 1%	approx. 2.6	approx. 75	13	- 50°C to 90
202AT-11	2.00kΩ ± 1%	3182K ± 1%				
502AT-11	5.00kΩ ± 1%	3324K ± 1%				
103AT-11	10.0kΩ ± 1%	3435K ± 1%				- 50°C to 105
203AT-11	20.0kΩ ± 1%	4013K ± 1%				



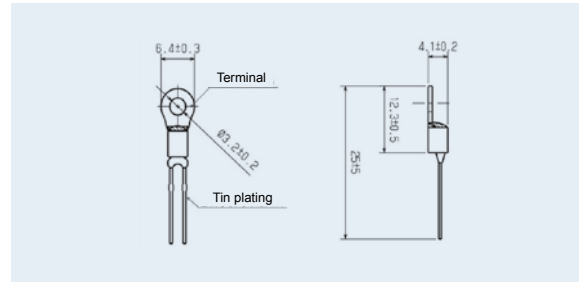
Breakdown voltage: AC 1200 V 1 sec.
Insulation resistance: DC 500 V 100 MΩ+



Standard assembly B: 103AT-2-34119

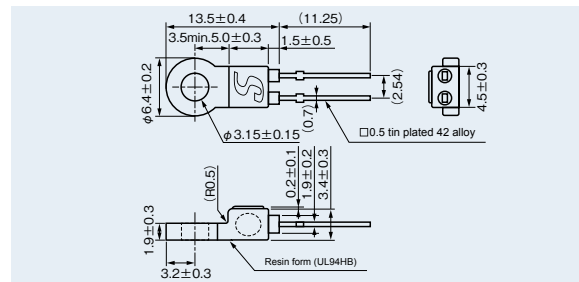
R ₂₅	B _{25/85}	Dissipation factor mW/°C	Thermal time constant s ¹	Max. power dissipation mW at 25°C	Temp. range °C
10.0kΩ ± 1%	3435K ± 1%	approx. 3.0	approx. 80	15	- 10°C to 105

Breakdown voltage : AC 600 V 1 sec.
Insulation resistance : DC 500 V 100 MΩ+



Standard assembly C: EC2F103A2-xxxxx

Type	R ₂₅	B _{25/85}	Resin color	Temp. range °C
EC2F102A2-71014	1kΩ ± 1%	3100K ± 1%	Light blue	- 40°C to 90°C
EC2F202A2-71048	2kΩ ± 1%	3182K ± 1%	Red	
EC2F502A2-40103	5kΩ ± 1%	3324K ± 1%	Gray	
EC2F103A2-40113	10kΩ ± 1%	3435K ± 1%	Black	
EC2F203A2-70030	20kΩ ± 1%	4013K ± 1%	Blue	
EC2F503A2-70456	50kΩ ± 1%	4060K ± 1%	White	
EC2F104A2-60109	100kΩ ± 1%	4665K ± 1%	Green	



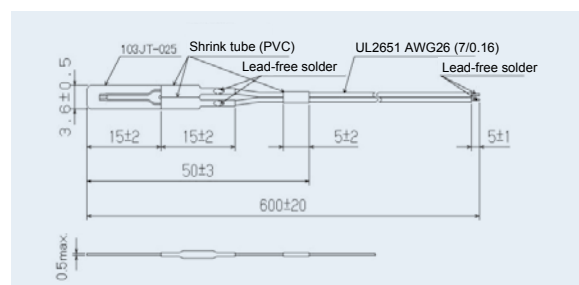
Dissipation factor: approx. 3.0 mW/°C
Thermal time constant: approx. 80 sec.
Breakdown voltage: AC 2400 V 1 sec.
Insulation resistance: DC 500 V 100 MΩ+



Standard assembly D: 103JT-025-600AY

R ₂₅	B _{25/85}	Dissipation factor mW/°C	Thermal time constant s ¹	Max. power dissipation mW at 25°C	Temp. range °C ³
10.0kΩ ± 1%	3435K ± 1%	approx. 0.7	approx. 5	3.5	- 30°C to 105°C

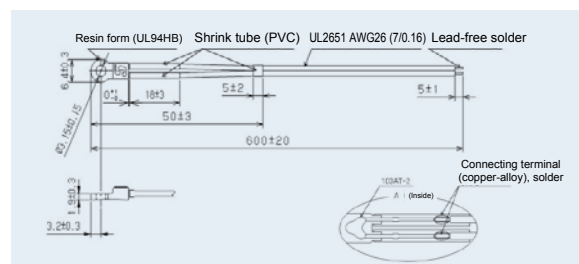
Breakdown voltage: AC 120 V 1 sec.
Insulation resistance: DC 100 V 100 MΩ+



Standard assembly E: EC2F103A2-40113-600AY

R ₂₅	B _{25/85}	Dissipation factor mW/°C	Thermal time constant s ¹	Max. power dissipation	Temp. range °C ³
10.0kΩ ± 1%	3435K ± 1%	approx. 3.0	approx. 80	15	- 30°C to 105°C

Breakdown voltage: AC 2400 V 1 sec.
Insulation resistance: DC 500 V 100 MΩ+



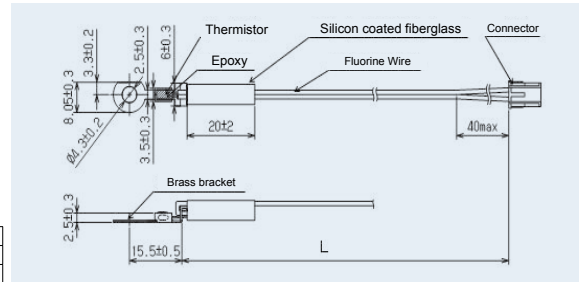


Standard assembly F: EF1M493NT-ASSY-1/2

R_{100}	$B_{0/100}$	Dissipation factor mW/°C	Thermal time constant s ¹	Max. power dissipation mW at 25°C	Temp. range ³ °C
3.3kΩ ± 2.5%	3970K ± 2%	approx. 2.2	approx. 78	11	-20°C to 180°C

Breakdown voltage: AC 1200 V 1 sec.
Insulation resistance: DC 500 V 100 MΩ+

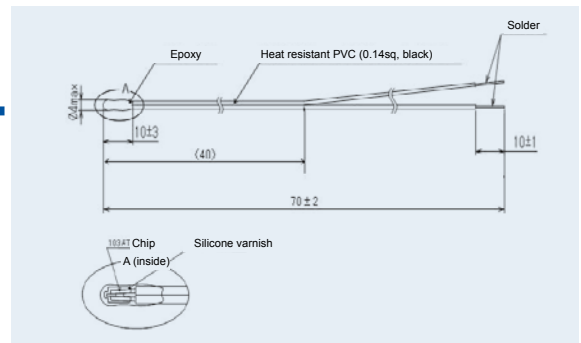
No	L	Connector
1	185 ± 5	XAP-02V(blue)
2	290 ± 10	XAP-02V(white)



Standard assembly H: ED5F103A2-ASSY-4

R_{25}	$B_{25/85}$	Dissipation factor mW/°C	Thermal time constant s ²	Max. power dissipation mW at 25°C	Temp. range °C
10.0kΩ ± 1%	3435K ± 1%	approx. 4.0	approx. 2	20	-30°C to 80°C

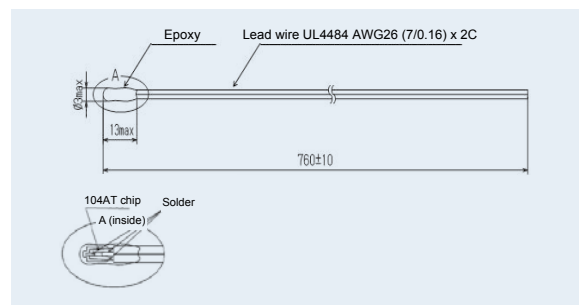
Breakdown voltage: AC 1500 V 1 sec.
Insulation resistance: DC 500 V 100 MΩ+



Standard assembly I: 104AT-4-ASSY-5

R_{25}	$B_{25/85}$	Dissipation factor mW/°C	Thermal time constant s ¹	Max. power dissipation mW at 25°C	Temp. range °C
100.0kΩ ± 1%	4261K ± 1%	approx. 4.0	approx. 35	20	-40°C to 90°C

Breakdown voltage: AC 600 V 1 sec.
Insulation resistance: DC 500 V 100 MΩ+



EC1K103A2-17E011

R_{25}	$B_{25/85}$	Dissipation factor mW/°C	Thermal time constant s ¹	Max. power dissipation mW at 25°C	Temp. range °C
10.0kΩ ± 1%	3435K ± 1%	approx. 3.0	approx. 80	15	-30°C to +105°C

Breakdown voltage: AC 600 V 1 sec.
Insulation resistance: DC 500 V 100 MΩ+

